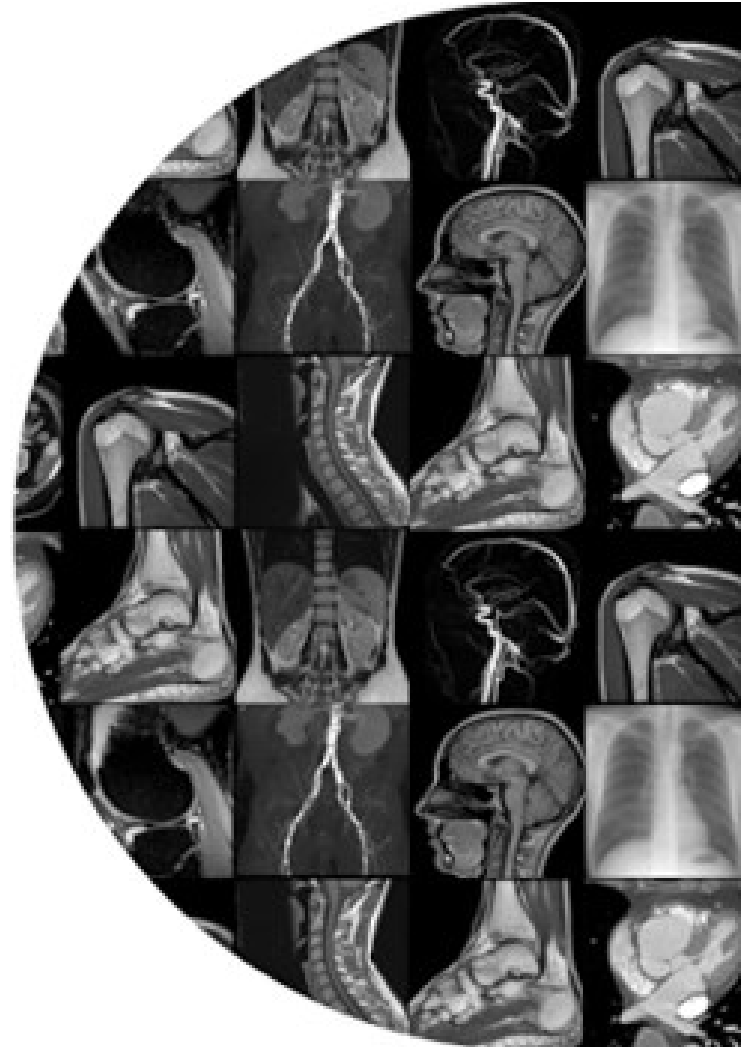


DETECT acute on Collective Minds:
Project specification



Roles and permissions


























































Roles and permissions are made at repository level.

Each member will be invited into their respective project as project members, and assigned their respective role.

Admins are repository owners.

Odense University Hospital / Roles

Roles

Role	Scope	Actions
Od_R01	project	  
Od_R02	project	  
Od_R03	project	  
Od_R04	project	  
Od_R05	project	  
Od_R06	project	  
Os_R01	project	 
Os_R02	project	 
Os_R03	project	  
Os_R04	project	  
Os_R05	project	  
Os_R06	project	  
Os_R07	project	  
Os_R08	project	  
Os_R09	project	  
Os_R10	project	  
Os_R11	project	  
Os_R12	project	  
Project owner	project	 
Repository owner	repository	  

Os_R04 Permissions

Clear all Select all

	View	Edit	Delete	Approve
Project Permissions				
Project	<input type="checkbox"/>	<input type="checkbox"/>	<input type="checkbox"/>	
Pipeline	<input type="checkbox"/>	<input type="checkbox"/>		<input type="checkbox"/>
Member	<input type="checkbox"/>	<input type="checkbox"/>	<input type="checkbox"/>	<input type="checkbox"/>
Result	<input type="checkbox"/>	<input type="checkbox"/>		<input type="checkbox"/>
Subject	<input type="checkbox"/>	<input type="checkbox"/>		
Event	<input checked="" type="checkbox"/>	<input type="checkbox"/>	<input type="checkbox"/>	
Project site	<input type="checkbox"/>	<input type="checkbox"/>	<input type="checkbox"/>	
Audit log	<input type="checkbox"/>			

REASON FOR CHANGE *














Cancel Submit

Forms (CRFs)

Forms are made on repository level and shared between the projects. Assigned to events in pipelines.
Evaluation form is assigned to all Reading events.

Odense University Hospital / Forms

Forms

Name ↓	Description ↓↑	Version ↓↑	Actions
Evaluation form	Evaluation form DETECT acute	F.1 SIGNED	 
Evaluation form	Evaluation form DETECT acute	F.2 SIGNED	 
Evaluation form	Evaluation form DETECT acute	F.3 DRAFT	    
Lab values	Laboratory data	F.1 SIGNED	 
Lab values	Laboratory data	F.2 DRAFT	    
Referral	Referral	F.1 SIGNED	 
Referral	Referral	F.2 DRAFT	    

Evaluation form

Evaluation form DETECT acute

PRIMARY DIAGNOSIS

- NO RELEVANT PATHOLOGY APPENDICITIS W/WO COMPLICATIONS DIVERTICULITIS W/WO COMPLICATIONS URINARY TRACT PATHOLOGY, NONMALIGNANT CHOLECYSTITIS W/WO COMPLICATIONS PANCREATITIS W/WO COMPLICATIONS GYN ABSCESS GALL STONE DISEASE
- BOWEL OBSTRUCTION (NONMALIGNANT, SMALL+LARGE) MALIGNANCY PERFORATED VISCUS BOWEL ISCHEMIA BOWEL INFLAMMATION HERNIA EXTRAABDOMINAL DISEASE* OTHER ABDOMINAL DISEASE*

* PLEASE SPECIFY:

SECONDARY DIAGNOSIS

- NO RELEVANT PATHOLOGY APPENDICITIS W/WO COMPLICATIONS DIVERTICULITIS W/WO COMPLICATIONS URINARY TRACT PATHOLOGY, NONMALIGNANT CHOLECYSTITIS W/WO COMPLICATIONS PANCREATITIS W/WO COMPLICATIONS GYN ABSCESS GALL STONE DISEASE
- BOWEL OBSTRUCTION (NONMALIGNANT, SMALL+LARGE) MALIGNANCY PERFORATED VISCUS BOWEL ISCHEMIA BOWEL INFLAMMATION HERNIA EXTRAABDOMINAL DISEASE* OTHER ABDOMINAL DISEASE*

* PLEASE SPECIFY:

INCIDENTAL FINDING

- ABDOMINAL/PELVIC TUMOR THORACIC PATHOLOGY BONE/SOFT TISSUE PATHOLOGY DEEP VEIN THROMBOSIS FRACTURE ARTERIAL/AORTAL PATHOLOGY

DIAGNOSTIC CONFIDENCE

- NO CONFIDENCE LOW CONFIDENCE MODERATE CONFIDENCE HIGH CONFIDENCE CERTAIN DIAGNOSIS

OVERALL IMAGE QUALITY

- BAD - NONDIAGNOSTIC POOR ACCEPTABLE GOOD EXCELLENT

OVERALL IMAGE NOISE

- NONDIAGNOSTIC HIGH NOISE MODERATE NOISE LOW NOISE VIRTUALLY NO NOISE

Projects in repository

Odense University Hospital / Projects

Odense University Hospital

+ New project

Block access from NEXT

DETECT - pilot



PROJECT ID
P001
LIVE SUBJECTS
9

EXTERNAL PROJECT ID
OS_001
MEMBERS
6

 Hilde Kjernlie Andersen
hilde.andersen@cmrad.com

Od_R01R04



PROJECT ID
P002
LIVE SUBJECTS
30

EXTERNAL PROJECT ID
-
MEMBERS
1

 Hilde Kjernlie Andersen
hilde.andersen@cmrad.com

Od_R02R05



PROJECT ID
P003
LIVE SUBJECTS
30

EXTERNAL PROJECT ID
-
MEMBERS
1


 Hilde Kjernlie Andersen
hilde.andersen@cmrad.com

Od_R03R06



PROJECT ID
P004
LIVE SUBJECTS
30

EXTERNAL PROJECT ID
-
MEMBERS
1

 Hilde Kjernlie Andersen
hilde.andersen@cmrad.com

Os_R01R07



PROJECT ID
P005
LIVE SUBJECTS
0

EXTERNAL PROJECT ID
-
MEMBERS
1

 Hilde Kjernlie Andersen
hilde.andersen@cmrad.com

Os_R02R08



PROJECT ID
P006
LIVE SUBJECTS
0

EXTERNAL PROJECT ID
-
MEMBERS
1

 Hilde Kjernlie Andersen
hilde.andersen@cmrad.com

Os_R03R09



PROJECT ID
P007
LIVE SUBJECTS
0

EXTERNAL PROJECT ID
-
MEMBERS
1

 Hilde Kjernlie Andersen
hilde.andersen@cmrad.com

Os_R04R10



PROJECT ID
P008
LIVE SUBJECTS
0

EXTERNAL PROJECT ID
-
MEMBERS
1

 Hilde Kjernlie Andersen
hilde.andersen@cmrad.com

Os_R05R11



PROJECT ID
P009
LIVE SUBJECTS
0

EXTERNAL PROJECT ID
-
MEMBERS
1

 Hilde Kjernlie Andersen
hilde.andersen@cmrad.com

Os_R06R12



PROJECT ID
P010
LIVE SUBJECTS
0

EXTERNAL PROJECT ID
-
MEMBERS
1

 Hilde Kjernlie Andersen
hilde.andersen@cmrad.com

Subject IDs

Syntax:

Od_R01R04_P003



Hospital



Readers



Position

[View pipeline](#) PA APPROVED

Subject ID	site	Stage	Pipeline progress
Od_R01R04_P001		Stage 1	
Od_R01R04_P002		Stage 1	
Od_R01R04_P003		Stage 1	
Od_R01R04_P004		Stage 1	
Od_R01R04_P005		Stage 1	
Od_R01R04_P006		Stage 1	
Od_R01R04_P007		Stage 1	
Od_R01R04_P008		Stage 1	
Od_R01R04_P009		Stage 1	
Od_R01R04_P010		Stage 1	
Od_R01R04_P011		Stage 1	
Od_R01R04_P012		Stage 1	
Od_R01R04_P013		Stage 1	
Od_R01R04_P014		Stage 1	
Od_R01R04_P015		Stage 1	
Od_R01R04_P016		Stage 1	
Od_R01R04_P017		Stage 1	
Od_R01R04_P018		Stage 1	
Od_R01R04_P019		Stage 1	
Od_R01R04_P020		Stage 1	

Project pipelines - Events and assigned roles

Odense University Hospital / Od_R01R04 / Pipeline v.5

Edit Pipeline P.5 DESIGN

Stage 1 ▲

The screenshot displays a pipeline configuration interface for 'Stage 1'. It contains five stages, each with a unique ID, a list of roles, and a 'Configure' button. The stages are connected by a sequence of green lines. Two red arrows highlight the 'ROLES' field for the 'Od_Read_01' and 'Od_Read_04' stages.

Stage Name	ID	Roles	Configure
Upload	S01E001	Project owner	Configure
Lab values	S01E002	Project owner	Configure
Referral	S01E003	Project owner	Configure
Od_Read_01	S01E004	Od_R01	Configure
Od_Read_04	S01E005	Od_R04	Configure

Pipeline progress

Signed events are green!

This can be viewed by
admins only

Odense University Hospital / DETECT - pilot / Pipeline

View pipeline P.13 APPROVED

Subject ID	site	Stage	Pipeline progress
Ts_All_P001		Stage 1	
Ts_All_P002		Stage 1	
Ts_All_P003		Stage 1	
Ts_All_P004		Stage 1	
Ts_All_P005		Stage 1	
Ts_All_P006		Stage 1	
Ts_All_P007		Stage 1	
Ts_All_P008		Stage 1	
Ts_All_P009		Stage 1	







Readers tasklist

The screenshot shows a web application interface for 'COLLECTIVE MINDS RADIOLOGY'. The main header includes 'Odense University Hospital / DETECT - pilot / Tasklist'. A sidebar on the left shows 'DETECT - pilot' and 'Tasklist'. The main content area displays a list of nine event tasks, each with a play button icon and a 'Run event' button. The 'Run event' button for the first task is highlighted with a yellow oval. On the right, there is a 'FILTER' section with 'Subject ID' and 'Event Status' filters, and a 'Task Status' section with 'Pending' and 'Completed' buttons.

Task ID	Task Description	Action
Ts_All_P001	Os_Read_02, Stage 1	Run event
Ts_All_P002	Os_Read_02, Stage 1	Run event
Ts_All_P003	Os_Read_02, Stage 1	Run event
Ts_All_P004	Os_Read_02, Stage 1	Run event
Ts_All_P005	Os_Read_02, Stage 1	Run event
Ts_All_P006	Os_Read_02, Stage 1	Run event
Ts_All_P007	Os_Read_02, Stage 1	Run event
Ts_All_P008	Os_Read_02, Stage 1	Run event
Ts_All_P009	Os_Read_02, Stage 1	Run event







Reader Dashboard

Databrowser

Type	Details	Event	Event time	Member	Version	Actions
	No description available <i>Study date: 29-Sep-2023</i> #CT	Upload	🕒 about 22 hours ago	 Jonatan Eriksson PhD jonatan.eriksson@cmrad.com	1	📄 Open review mode ⌵ Expand study
	Referral - v1	Referral	🕒 4 days ago	 Jonatan Eriksson PhD jonatan.eriksson@cmrad.com	3	⌵ Expand form
	Lab values - v1	Lab values	🕒 4 days ago	 Jonatan Eriksson PhD jonatan.eriksson@cmrad.com	1	⌵ Expand form

View of lab values and referral/indication

Databrowser

Type	Details	Event	Event time	Member	Version	Actions
	No description available <i>Study date: 29-Sep-2023</i> #CT	Upload	about 22 hours ago	 Jonatan Eriksson PhD jonatan.eriksson@cmrad.com	1	Open review mode Expand study
	Referral - v1	Referral	4 days ago	 Jonatan Eriksson PhD jonatan.eriksson@cmrad.com	3	Expand form
	Lab values - v1	Lab values	4 days ago	 Jonatan Eriksson PhD jonatan.eriksson@cmrad.com	1	Expand form

Lab values - v1

Lab values 4 days ago

Jonatan Eriksson PhD jonatan.eriksson@cmrad.com

[Collapse form](#)

Lab values

Hgb
11.0

Leuko
14.3

CRP
20

ALT
16

GT
22

Bilirubin
13

Amylase
30

Lactate
1.2

Creatinine
95

Referral - v1

Referral 4 days ago

Jonatan Eriksson PhD jonatan.eriksson@cmrad.com

[Collapse form](#)

Referral

Tidligere miltskade. Innkommer septisk, misstenke UVI. Klart palpasjonsørm abd ve nedre kvadrant hvor han er operert. Ikke slippørm, subileus? divertikulitt?

Indication

Suggested setup with two screens

Databrowser

Type	Details	Event	Event time	Member	Version	Actions
	No descriptions available	Uploaded	about 23 hours ago	Arindam Bhattacharya	1	Open review mode Request study
	Referral - v1	Referral	4 days ago	Arindam Bhattacharya	3	Expanded form
	Lab orders - v1	Lab orders	4 days ago	Arindam Bhattacharya	1	Expanded form

Metadata

Subject: TK AB 1001
Study: Stage 1

Evaluation Form

Evaluation form DETECT acute

Primary diagnosis

No relevant pathology Appendicitis w/wo complications Diverticulitis w/wo complications Urinary tract pathology, nonmalignant
 Cholecystitis w/wo complications Pancreatitis w/wo complications OYN Abscess Gall stone disease
 Bowel obstruction (normal/malignant, small/large) Malignancy Perforated viscus Bowel ischaemia Bowel inflammation
 Hernia Extrabdominal disease* Other abdominal disease*

* Please specify:

Secondary diagnosis

No relevant pathology Appendicitis w/wo complications Diverticulitis w/wo complications Urinary tract pathology, nonmalignant
 Cholecystitis w/wo complications Pancreatitis w/wo complications OYN Abscess Gall stone disease
 Bowel obstruction (normal/malignant, small/large) Malignancy Perforated viscus Bowel ischaemia Bowel inflammation
 Hernia Extrabdominal disease* Other abdominal disease*

* Please specify:

Incidental finding

Abdominal/pelvic tumor Thoracic pathology Bone/soft tissue pathology Deep vein thrombosis Fracture
 Aortic/aortic pathology

Diagnostic confidence

No confidence Low confidence Moderate confidence High confidence Certain diagnosis

Overall image quality

Other CT

- CT 2023-09-29
- CT 1/205 DETECT Ax
- CT 2/121 DETECT Cor
- CT 3/162 DETECT Sag

Image Viewers:

- Revolution CT A DETECT Ax 2023-09-29
- Revolution CT S DETECT Cor 2023-09-29
- Revolution CT S DETECT Sag 2023-09-29

Technical Data:

- Z: 0.67, W: 350 L: 50, S: 0, P: 90 / 206
- Z: 0.33, W: 350 L: 50, S: 0, I: 55 / 121
- Z: 0.33, W: 350 L: 50, S: 0, I: 70 / 162

